

ACTIVITY

Create your own postcard

DRAW AND WRITE
A POSTCARD TO SOMEONE
YOU LOVE.



Grab scissors, tape, and
crayons/markers to do
this activity

POSTCARD GREETING:

Dear Grandma,
I drew this picture

for
trip

Love



INSPIRING LITTLE TRAVELERS

Kiba Tales Book Series: www.kibatales.com



ACTIVITY


Create your own postcard

DRAW AND WRITE
A POSTCARD TO SOMEONE
YOU LOVE.


Grab scissors, tape, and
crayons/markers to do
this activity

1 Print page #3 of this file with a color printer.

2 Cut out around the postcard
along the dotted lines.




3 Fold the postcard in half so the
print side is still showing. Tape
the three open sides closed.



4 On the blank side, draw a
picture of a place you have
been.



5 Flip it over. On this side,
write a message, draw a cool
stamp, and write who it's for.



6 Put it in an envelope and mail it. You will need a real stamp!



INSPIRING LITTLE TRAVELERS

Kiba Tales Book Series: www.kibatales.com



